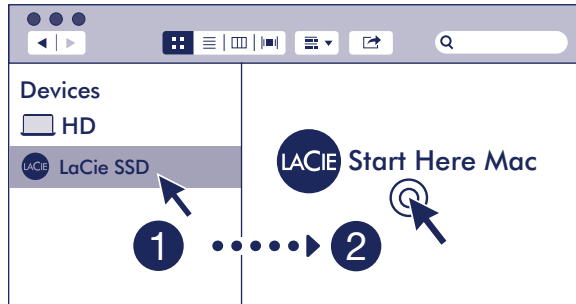
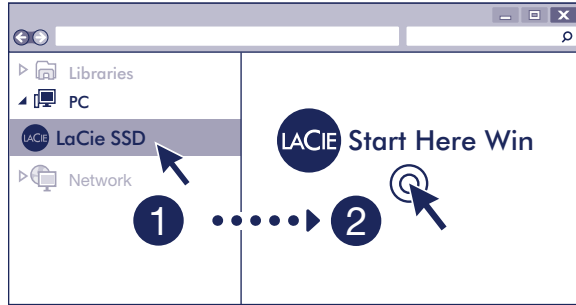


3



EN WWW.LACIE.COM

Mac: This drive is preformatted exFAT for use with both PC and Mac. For Time Machine, it must be reformatted for Mac. Reformatting will delete all data previously stored on the drive.

Note: To protect your data, always follow the safe removal procedures for your operating system when disconnecting your product.

Review details of your Rugged® SSD's warranty by opening the LaCie Limited Warranty Statement on your drive or go to www.lacie.com/warranty. To request warranty service, contact an authorized LaCie service center or refer to www.lacie.com/support/rugged-ssd for more information regarding customer support within your jurisdiction.

FCC DECLARATION OF CONFORMANCE

This device complies with Part 15 of the FCC Rules. Operation is subject to the following two conditions: (1) this device may not cause harmful interference, and (2) this device must accept any interference received, including interference that may cause undesired operation.

CLASS B

This equipment has been tested and found to comply with the limits for a Class B digital device, pursuant to Part 15 of the FCC Rules. These limits are designed to provide reasonable protection against harmful interference in residential installation. This equipment generates, uses, and can radiate radio frequency energy and, if not installed and used in accordance with the instructions,

may cause harmful interference to radio communications.

However, there is no guarantee that interference will not occur in a particular installation. If this equipment does cause harmful interference to radio or television reception, which can be determined by turning the equipment off and on, the user is encouraged to try to correct the interference by one or more of the following measures:

- Reorient or relocate the receiving antenna.
- Increase the separation between the equipment and receiver.
- Connect the equipment into an outlet on a circuit different from that to which the receiver is connected.
- Consult the dealer or an experienced radio/TV technician for help.

CAUTION: Any changes or modifications made to this equipment may void the user's authority to operate this equipment.

FR WWW.LACIE.COM

Mac : Ce disque est préformaté en exFAT de manière à fonctionner sur PC et Mac. Pour Time Machine, le disque doit être reformaté pour Mac. Lors du reformatage, toutes les données stockées au préalable sur le disque seront effacées.

REMARQUE : Pour protéger vos données, suivez toujours les procédures de retrait sécurisé correspondant à votre système d'exploitation lors de la déconnexion du produit.

Pour connaître les conditions de garantie de votre Rugged SSD, ouvrez la déclaration de garantie limitée LaCie sur votre disque ou consultez la page www.lacie.com/warranty. Pour toute demande d'intervention sous garantie, contactez un centre de réparation agréé LaCie clientèle ou consultez le site www.lacie.com/support/rugged-ssd pour obtenir de plus amples informations sur le support clientèle dont vous dépendez.

IT WWW.LACIE.COM

Mac: questa unità è pre-formatata exFAT per l'utilizzo sia su PC che Mac. Per Time Machine è necessario riformattarla per Mac. La riformattazione comporterà la cancellazione di tutti i dati precedentemente salvati sull'unità.

NOTA: per proteggere i dati, disconnettere sempre il dispositivo applicando la procedura di rimozione sicura dell'hardware.

Controllare i dettagli della garanzia del vostro Rugged SSD aprendo la Garanzia Limitata di LaCie Informativa presente sulla vostra unità o su www.lacie.com/warranty. Per richiedere un servizio coperto da garanzia contattare un centro di assistenza autorizzato LaCie o fare riferimento a www.lacie.com/support/rugged-ssd per maggiori informazioni in merito all'assistenza clienti presente nel vostro territorio.

DE WWW.LACIE.COM

Mac: Dieses Laufwerk ist mit exFAT vorformatiert und kann mit PC und Mac verwendet werden. Zur Verwendung von Time Machine muss es für den Mac neu formatiert

werden. Bei der Neuformatierung gehen alle gespeicherten Daten verloren.

HINWEIS: Befolgen Sie immer die Anweisungen Ihres Betriebssystems zum sicheren Entfernen der Festplatte, um die Integrität Ihrer Daten zu gewährleisten.

Einzelheiten zur Garantie für Ihre Rugged SSD finden Sie in der LaCie Garantieerklärung zu Ihrer Festplatte oder auf www.lacie.com/warranty. Im Garantiefall wenden Sie sich bitte an ein autorisiertes LaCie Servicecenter oder besuchen Sie www.lacie.com/support/rugged-ssd, wo Sie weitere Informationen über den Kundensupport in Ihrer Region erhalten.

ES WWW.LACIE.COM

Mac: Esta unidad está preformateada en formato exFAT para usarse tanto con PC como con Mac. Para poder utilizar Time Machine, la unidad debe volver a formatearse para Mac. Al volver a formatear se eliminarán todos los datos almacenados previamente en la unidad.

NOTA: Para proteger sus datos, asegúrese de seguir los procedimientos de extracción segura de su sistema operativo siempre que desconecte el producto.

Revise los detalles de la garantía de su Rugged SSD abriendo la declaración de garantía limitada de LaCie que se encuentra en su unidad o visite www.lacie.com/warranty. Para solicitar servicio técnico bajo la garantía, póngase en contacto con un centro de servicio autorizado de LaCie o visite www.lacie.com/

support/rugged-ssd si desea obtener más información sobre el servicio técnico en su territorio.

NL WWW.LACIE.COM

Mac: Deze schijf is gepreformatteerd in exFAT om te gebruiken met zowel pc als Mac. Voor Time Machine moet de schijf geformatteerd zijn voor Mac. Opnieuw formatteren zal alle gegevens verwijderen die eerder op de schijf waren opgeslagen.

OPMERKING: Volg ter bescherming van uw gegevens altijd de procedures van uw besturingssysteem voor het veilig verwijderen van hardware als u het product wilt loskoppelen.

Meer informatie over de garantie op uw Rugged SSD vindt u door de LaCie Limited Garantieverklaring te openen op uw schijf of door naar www.lacie.com/warranty te gaan. Om de garantieservice aan te vragen, kunt u contact opnemen met een erkend LaCie-servicecentrum of ga naar www.lacie.com/support/lacie-mobile-ssd voor meer informatie over klantenservice in uw regio.

PT WWW.LACIE.COM

Mac: Esta unidade está pré-formatada como exFAT para utilização tanto com PC como com Mac. Para se utilizar o Time Machine, tem de ser reformatada para Mac. A reformatação irá eliminar todos os dados guardados anteriormente na unidade.

NOTA: Para proteger os seus dados, sempre que pretender desligar o seu produto, cumpra os procedimentos de remoção segura aplicáveis ao seu sistema operativo.

Analise os detalhes da garantia do seu Rugged SSD abrindo a Declaração de garantia limitada da LaCie em seu disco ou em www.lacie.com/warranty. Para solicitar o serviço de garantia, entre em contato com um centro de serviço autorizado da LaCie ou consulte www.lacie.com/support/rugged-ssd para obter mais informações em relação ao suporte ao cliente em sua jurisdição.

RU WWW.LACIE.COM

Mac: Этот накопитель предварительно отформатирован в формате exFAT для использования как с ПК, так и с Mac. Для Time Machine накопитель должен быть отформатирован для Mac. При переформатировании будут удалены все данные, ранее сохраненные на накопителе.

ПРИМЕЧАНИЕ. Чтобы обеспечить сохранность данных, при отключении продукта всегда выполняйте в операционной системе процедуру безопасного извлечения.

Чтобы просмотреть подробную информацию о гарантии на Rugged SSD, откройте на накопителе файл с заявлением об ограниченной гарантии LaCie или перейдите по ссылке www.lacie.com/warranty. За предоставлением гарантийного обслуживания обратитесь в уполномоченный сервисный центр компании LaCie или зайдите на сайт www.lacie.com/support/rugged-ssd, чтобы получить дополнительную информацию об обслуживании клиентов в вашем регионе.



ID WWW.LACIE.COM

Mac: Hard disk ini adalah exFAT yang telah diformat sebelumnya untuk digunakan dengan PC dan Mac. Untuk Time Machine, hard disk harus diformat untuk Mac. Memformat ulang akan menghapus semua data yang sebelumnya disimpan di hard disk.

Catatan: Untuk melindungi data Anda, selalu ikuti prosedur pelepasan yang aman untuk sistem pengoperasian saat memutuskan koneksi produk Anda.

Tinjau kembali detail garansi Rugged SSD Anda dengan membuka Pernyataan Garansi Terbatas LaCie untuk hard disk Anda atau kunjungi www.lacie.com/warranty. Untuk meminta servis garansi, kontak service center resmi LaCie atau lihat www.lacie.com/support/rugged-ssd untuk info lebih lanjut mengenai dukungan pelanggan di daerah Anda.

ZH CN WWW.LACIE.COM

Mac: 硬盘已预格式化为 exFAT 格式, 同时适用于 PC 和 Mac。对于 Time Machine, 必须重新格式化为适用于 Mac。重新格式化的会删除硬盘上此前存储的所有数据。

注意: 为保护您的数据, 请在断开产品时, 总是按照适用于您的操作系统的安全卸下过程操作。

通过打开您的硬盘上“LaCie 有限保修声明”查看您的 Rugged SSD 的保修, 或者访问 www.lacie.com/warranty。要申请保修服务, 请联系授权的 LaCie 服务中心或参考 www.lacie.com/support/rugged-ssd 了解更多有关您所在地区客户支持的信息。

有关合规信息, 请访问 www.lacie.com/manuals/rugged-ssd。

ZH TW WWW.LACIE.COM

Mac: 硬碟機預先格式化為 exFAT, 可用於 PC 和 Mac。對於 Time Machine, 必須重新格式化為適用於 Mac。重新格式化的將會刪除先前儲存在硬碟機上的所有資料。

備註: 為保護您的資料, 請在中斷您產品的連接時始終執行作業系統的安全移除程序。

透過開啟磁碟機上的 LaCie 有限保固聲明或前往 www.lacie.com/warranty 檢閱您的 Rugged SSD 保固的詳細資料。若要申請保固服務, 請聯絡授權的 LaCie 服務中心, 或前 www.lacie.com/support/rugged-ssd 了解在您所在轄區獲取客戶支援的詳細資訊。

有關合規資訊, 請造訪 www.lacie.com/manuals/rugged-ssd。

JA WWW.LACIE.COM

Mac: このドライブは、PC と Mac の両方で使用できるように、あらかじめ exFAT 形式でフォーマットされています。Time Machine を使用する場合は、Mac 用に再度フォーマットする必要があります。再フォーマットを実行すると、ドライブに保存されていたすべてのデータが削除されます。

注: データ損失を防止するため、製品を取り外す際にはオペレーティングシステムの手順に従い、正しい方法で切断してください。

Rugged SSDの保証に関する詳細については、お使いのドライブの LaCie Limited Warranty 証明書をご確認くださいか、www.lacie.com/warranty

をご参照ください。保証サービスのご依頼は、LaCie 認定サービスセンターにご連絡いただくか、ウェブサイト www.lacie.com/support/rugged-ssd にてお住まいの国や地域におけるカスタマーサポートについての詳細情報をご確認ください。

この装置は、クラスB機器です。この装置は、住宅環境で使用することを目的としていますが、この装置がラジオやテレビジョン受信機に近接して使用されると、受信障害を引き起こすことがあります。

取扱説明書に従って正しい取り扱いをして下さい。 VCCI—B

China RoHS 2 table

China RoHS 2 refers to the Ministry of Industry and Information Technology Order No. 32, effective July 1, 2016, titled Management Methods for the Restriction of the Use of Hazardous Substances in Electrical and Electronic Products. To comply with China RoHS 2, we determined this product's Environmental Protection Use Period (EUP) to be 20 years in accordance with the *Marking for the Restricted Use of Hazardous Substances in Electronic and Electrical Products*, SJ/T 11364-2014.

中国 RoHS 2 是指 2016 年 7 月 1 日起执行的工业和信息化部令第 32 号“电力电子产品限制使用有害物质管理办法”。为了符合中国 RoHS 2 的要求, 我们根据“电子电气产品有害物质限制使用标识”(SJ/T 11364-2014) 确定本产品的环保使用期 (EUP) 为 20 年。

| 部件名称 Part Name | 有害物质 Hazardous Substances | | | | | |
|--|------------------------------|-----------|-----------|----------------------------|---------------|-----------------|
| | 铅 (Pb) | 汞 (Hg) | 镉 (Cd) | 六价铬 (Cr ^{VI}) | 多溴联苯 (PBB) | 多溴二苯醚 (PBDE) |
| 固态硬盘 SSD | X | 0 | 0 | 0 | 0 | 0 |
| 外接硬盘印刷电路板 Bridge PCB | X | 0 | 0 | 0 | 0 | 0 |
| 电源 (如果提供) Power Supply (if provided) | X | 0 | 0 | 0 | 0 | 0 |
| 接口电缆 (如果提供) Interface cable (if provided) | X | 0 | 0 | 0 | 0 | 0 |
| 其他外壳组件 Other enclosure components | 0 | 0 | 0 | 0 | 0 | 0 |

本表格依据 SJ/T 11364 的规定编制。
This table is prepared in accordance with the provisions of SJ/T 11364-2014

0: 表示该有害物质在该部件所有均质材料中的含量均在 GB/T 26572 规定的限量要求以下。
0: Indicates that the hazardous substance contained in all of the homogeneous materials for this part is below the limit requirement of GB/T26572.

X: 表示该有害物质至少在该部件的某一均质材料中的含量超出 GB/T 26572 规定的限量要求。
X: Indicates that the hazardous substance contained in at least one of the homogeneous materials used for this part is above the limit requirement of GB/T26572.

Taiwan RoHS table

Taiwan RoHS refers to the Taiwan Bureau of Standards, Metrology and Inspection's (BSMI's) requirements in standard CNS 15663, Guidance to reduction of the restricted chemical substances in electrical and electronic equipment. Beginning on January 1, 2018, Seagate products must comply with the "Marking of presence" requirements in Section 5 of CNS 15663. This product is Taiwan RoHS compliant.

The following table meets the Section 5 "Marking of presence" requirements.

台灣 RoHS 是指台灣標準局計量檢驗局 (BSMI) 對標準 CNS 15663 要求的減排電子電氣設備限用化學物質指引。從 2018 年 1 月 1 日起, Seagate 產品必須符合 CNS 15663 第 5 節「含有標示」要求。本產品符合台灣 RoHS。

下表符合第 5 節「含有標示」要求。

| 產品名稱-外接式固態硬碟-型號:LRD05V1 | Product Name: LaCie Rugged SSD, Model: LRD05V1 | | | | | |
|--|--|-----------|-----------|----------------------------|---------------|-----------------|
| | 限用物質及其化學符號 Restricted Substance and its chemical symbol | | | | | |
| 單元 Unit | 鉛 (Pb) | 汞 (Hg) | 鎘 (Cd) | 六價鉻 (Cr ^{VI}) | 多溴聯苯 (PBB) | 多溴二苯醚 (PBDE) |
| 固態驅動器 SSD | — | 0 | 0 | 0 | 0 | 0 |
| 外接硬盤印刷電路板 Bridge PCB | — | 0 | 0 | 0 | 0 | 0 |
| 電源 (如果提供) Power Supply (if provided) | — | 0 | 0 | 0 | 0 | 0 |
| 傳輸線材 (如果提供) Interface cable (if provided) | — | 0 | 0 | 0 | 0 | 0 |
| 其他外殼組件 Other enclosure components | 0 | 0 | 0 | 0 | 0 | 0 |

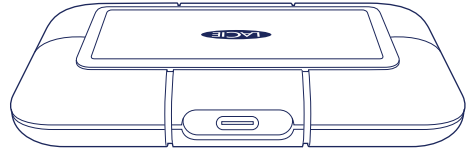
備考 1. "0" 係指該項限用物質之百分比含量未超出百分比含量基準值。
Note 1. "0" indicates that the percentage content of the restricted substance does not exceed the percentage of reference value of presence.

備考 2. "—" 係指該項限用物質為排除項目。
Note 2. "—" indicates that the restricted substance corresponds to the exemption.



RUGGED® SSD

High Performance External NVMe SSD | USB-C



© 2021 Seagate Technology LLC. All rights reserved. Seagate, Seagate Technology, the Spiral logo, LaCie, and the LaCie logo are registered trademarks of Seagate Technology LLC in the United States and/or other countries. Rugged is either a trademark or registered trademark of Seagate Technology LLC or one of its affiliated companies in the United States and/or other countries. Thunderbolt and the Thunderbolt logo are trademarks of Intel Corporation in the U.S. and/or other countries. All other trademarks or registered trademarks are the property of their respective owners. Seagate reserves the right to change, without notice, product offerings or specifications.

Seagate Technology LLC., 47488 Kato Road, Fremont, CA 94538 USA www.seagate.com
Seagate Technology NL B.V., Tupolevlaan 105, 1119 PA Schiphol-Rijk NL
Seagate Technology NL B.V., (UK Branch), Jubilee House, 3rd Ave, Globe Pk, Marlow SL7 1EY, UK
Seagate Singapore International Headquarters Pte. Ltd., 90 Woodlands Avenue 7 Singapore 737911

Quick Install Guide

PN: 100850426B 04/21